

BuzzBox Lockers

MFC door steel lockers



Probe

BuzzBox lockers



Optional sloping top available.
See **page 4**.



Range of lock options

A range of quality engineered locks available.
See **page 4**.



Soft close hinges

Hinges open through 90° for ease of access and are damped for soft closure.



Numbering system

Optional number plates will be recessed into door if ordered with lockers.

Strength and style

The doors and end panels comprise of a sturdy FSC certified 18mm MFC core laminated in a choice of five contemporary colours.

End panels to match the doors

End panels can be manufactured to add on to the end of locker runs or to the side of each individual locker if required.

Panels available to match flat or sloping top lockers.

These sophisticated lockers add a new level of style to contemporary spaces, from office to school, retail to leisure. We offer these beautiful and durable satin finish doors fitted to our sturdy steel body lockers, in 1,2,3,4 and 6 compartment options.

- Available in a range of five door colours.
- Choose from Silver Grey, White or Black carcass colours.
- Plant-on doors cover the front face of the locker body, creating a wall of colour.
- Colour matched end panels are available to complete the aesthetics.
- Optional sloping tops improve hygiene and housekeeping.
- Support frames, stands and bench also available.



Probe Steel Products are fire tested and approved in line with European Standard - EN 13501-1: 2007 +A1: 2009



All painted components are protected with a powder coating which incorporates ActiveCoat anti-bacterial technology.


ActiveCoat has been tested by an Internationally recognised microbiological testing laboratory for antibacterial performance, against the most widely encountered and problematic organisms including the MRSA Super bug and E-coli. These micro-organisms suffered a 99.9% reduction in population.



Important note regarding locker installations

Wherever possible lockers should be secured to ensure stability. Single lockers should ideally be fixed back to a wall. Runs of lockers should be fixed together side-to-side and either fixed back to a wall or fixed back-to-back to another run of lockers.

The range



Single compartment
Goldfish Orange Door
Fixed top shelf with double coat hook.



Two compartment
Snow White Doors
Double coat hook per compartment.



Three compartment
Lemon Doors



Four compartment
Black Doors



Six compartment
Cashmere Doors

Height - 1800mm*	
Width mm	Depth mm
300	318
300	468
380	468
450	468

* Height increases with sloping top. See page 4.

Locker accessories & lock options



Sloping top height	
Locker depth	Additional height
318	125
468	187

Sloping tops are essential in hygiene sensitive locations (such as hospitals and the food industry). The slope prevents items and litter being left on locker tops and makes cleaning easier. Sloping Tops have an upward slope from front to back which will add 150mm to the height to your locker.



Lockers are often used in areas where floors need frequent cleaning.

Locker stands provide maximum floor access raising lockers 150mm off the floor.

Matched plinths are available to complete the look.



Two hardwood slats and metal framework form a bench seat in front of the locker, allowing full access to the locker.

Units are 400mm high and come complete with adjustable feet.



Panels can be added onto the end of the locker runs to totally envelop the lockers in your chosen finish

Also available;

- Hanging rail
- Captive coat hanger



Lock options

*Included in locker price. Request lock type at time of ordering.



Type A – Probe cam lock*

Even the standard lock has a micro sprung 10 disc lock featuring a massive 2000 serial combinations- all exclusive to Whittan. Two keys are included with each standard lock.



Type B – Hasp & staple*

Attractive design allowing easy use of padlock. Transfers responsibility for locking to the user. The user requires a padlock (not supplied) with a shackle diameter of 7mm.



Type P – Re-programmable combination lock

User Re-programmable

An effective 4 digit code combination lock with 10,000 possible combinations, making losing keys a thing of the past.

Suitable for multi user applications. Master override key sold separately.




Type L – Digital combination lock 40,000 combinations

Simple to program battery operated lock which can last up to 50,000 operations before needing changing. Emergency access using service key. Single user supplied as standard but multi-user option is available (specify when ordering)


Locker colours & codes

BUZZBOX MFC Satin finish

Standard range



Extended range

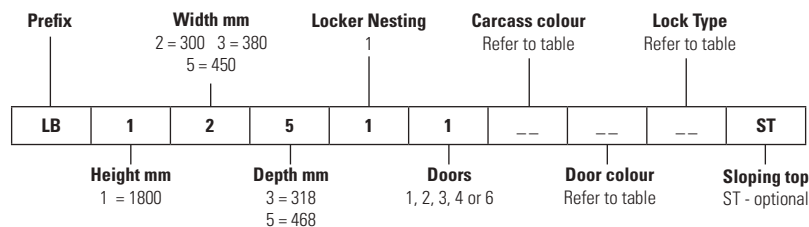


Carcass colours



Please note that due to printing restrictions colours represented may differ from original product. We recommend you request a colour swatch before ordering.

Locker codes



Example locker codes

LB13514EFXD11 TimberBox locker, 1800(H),380(W),468(D), 4 door, nest 1, silver grey carcass, Anthracite doors hasp & staple padlock fitting lock

LB13514EFXD11ST TimberBox locker, 1800(H),380(W),468(D), 4 door, nest 1, silver grey carcass, Anthracite doors, hasp & staple padlock fitting lock, sloping top

Lock Codes

Code	Type	Description
00	Type A	Cam lock / deadlock
11	Type B	Hasp & Staple
81	Type H	Coin return
68V	Type L	Digital combination - vertical orientation
68H	Type L	Digital combination - horizontal orientation
6P	Type P	Reprogrammable combination

Carcass colour

Code	Colour
XD	Silver / Grey
SK	Black
NG	White

Door colour

Code	Colour
AH	Snow White
BV	Cashmere
DI	Mouse Grey
EF	Anthracite
GO	Black
AW	Sand Beige
IK	Candy Red
EN	Tyrolean Blue
JP	Fresh Green
PV	Lemon
SU	Goldfish Orange

Probe

0161 368 4286 | enquiries.lockers@whittan.com | www.probe-manufacturing.co.uk

A Trusted **Whittan** Brand

The information contained in this leaflet was accepted as correct at the date of publication. However, we reserve the right to make any necessary changes, in line with product development and trading conditions. Although all reasonable care has been taken to make it as complete and accurate as possible, no liability can be accepted for any inaccuracies or omissions. E+OE.