

# Workwear Lockers

Securely store clothes and work equipment



# Probe

# Workwear lockers

**Practical range of lockers with a variety of internal configurations to keep workwear tidy and organised.**

**Clean & Dirty lockers** keep clothes separated preventing clean clothing from becoming contamination. Locker offers two separated hanging compartments along with a top storage section.

Our **Uniform lockers** provide a full length compartment for hanging uniform overnight, as well as compartments for the storage of personal possessions and extra workwear items.

**Twin lockers** also maximise the available space accommodating two people in the same amount of space as single door locker.

Manufactured in the UK, our factory operates quality systems in accordance with the latest ISO standards and NEBOSH regulations.

Lockers have been tested and conform to the requirements of the British Standard for Clothes Lockers BS 4680: 1996 'Standard Duty'.



**MEETS BS 4680: 1996**

excluding size specification



Probe Steel Products are fire tested and approved in line with European Standard - EN 13501-1: 2007 +A1: 2009



All painted components are protected with a powder coating which incorporates ActiveCoat anti-bacterial technology.

ActiveCoat has been tested by an Internationally recognised microbiological testing laboratory for antibacterial performance, against the most widely encountered and problematic organisms including the MRSA Super bug and E-coli. These micro-organisms suffered a 99.9% reduction in population.

## Important note regarding locker installations

Wherever possible lockers should be secured to ensure stability. Single lockers should ideally be fixed back to a wall. Runs of lockers should be fixed together side-to-side and either fixed back to a wall or fixed back-to-back to another run of lockers.

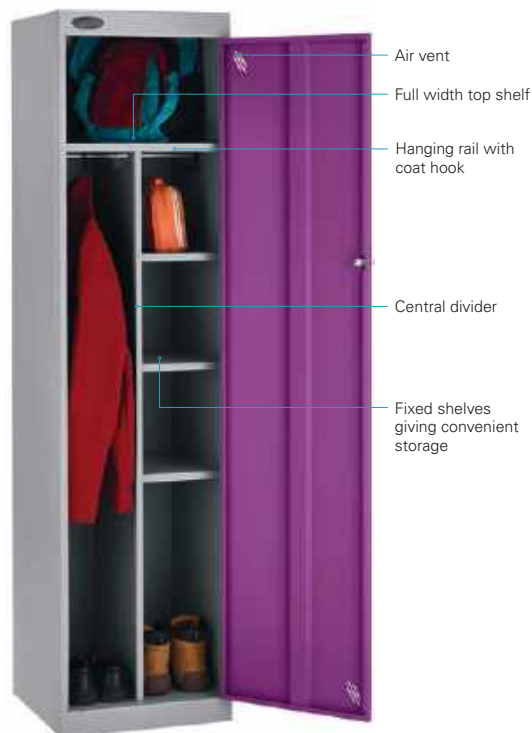
# The range



**Clean & Dirty locker**

Comes complete with full width internal top shelf 305mm high, vertical centre partition, hanging rail and two coat hooks.

Height - 1800mm	
Width mm	Depth mm
450	450



**Uniform locker**

Features full width internal top shelf 305mm high, vertical centre partition, hanging rail coat hooks and a further three half width shelves.

Height - 1800mm	
Width mm	Depth mm
450	450



**Twin locker**

Each compartment comes with 305mm high internal top shelf and a coat hook.

Height - 1800mm	
Width mm	Depth mm
450	450



**Slim locker**

Can be added to runs of Twin lockers if odd numbered lockers are required to utilise available space.

Height - 1800mm	
Width mm	Depth mm
225	450

# Lock options & accessories

\*Included in locker price. Request lock type at time of ordering.



## Type A – Probe cam lock\*

Even the standard lock has a micro sprung 10 disc lock featuring a massive 2000 serial combinations- all exclusive to Whittan. Two keys are included with each standard lock.



## Type B – Hasp & staple\*

Attractive design allowing easy use of padlock. Transfers responsibility for locking to the user. The user requires a padlock (not supplied) with a shackle diameter of 7mm.



## Type P – Re-programmable combination lock

### User Re-programmable

An effective 4 digit code combination lock with 10,000 possible combinations, making losing keys a thing of the past.

Suitable for multi user applications.

Master override key sold separately.

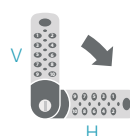


## Type SPU - Public

## Type SPR - Private

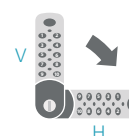
### Public multi-user auto scramble combination lock

Automatically scrambles to 0000 when opened. Has 999 highly secure combinations available - no batteries needed. It has a metal matte black shell and has a master key override (supplied separately) for code finding and lock resetting.



## Type L – Digital combination lock 40,000 combinations

Simple to program battery operated lock which can last up to 50,000 operations before needing changing. Emergency access using service key. Single user supplied as standard but multi-user option is available (specify when ordering)



## Type N – Nimbus RFID lock

The Nimbus RFID digital lock provides contactless locking and is compatible with RFID standards and incorporates a membrane touchpad for ease of programming. The keypad can also be used to override the lock when required.



## Type H (£1) – Dual coin/token return/retain

These locks are available with coin denominations £/€ or tokens, for either return or retain.

# Accessories



Sloping top height	
Locker depth	Additional height
450	187

Sloping tops are essential in hygiene sensitive locations (such as hospitals and the food industry). The slope prevents items and litter being left on locker tops and makes cleaning easier. Sloping Tops have a 22° upward slope from front to back which will add height to your locker. This varies according to the locker depth.



Lockers are often used in areas where floors need frequent cleaning. Locker stands provide maximum floor access raising lockers 150mm off the floor.



Two hardwood slats and metal framework form a bench seat in front of the locker, allowing full access to the locker.

Units are 400mm high and come complete with adjustable feet.

# Colours & code structures



ActiveCoat antimicrobial technology is incorporated into all our cupboards at the time of manufacture, offering constant protection against a wide range of bacteria.



## Body colour range

Choice of 3 body colours.



## Standard door colour range

Choice of 7 door colours.



## Autumn door colour range

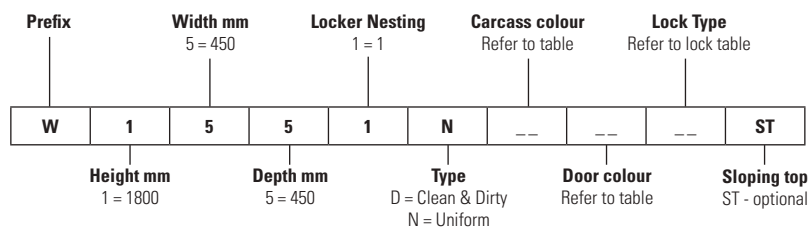
Choice of 5 door colours.



Please note that due to printing restrictions colours represented may differ from original product. We recommend you request a colour swatch before ordering.

# Code structures

## Workwear lockers

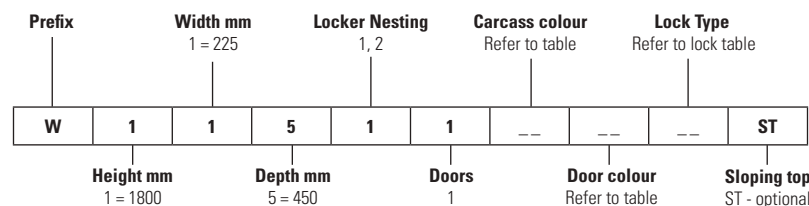


### Example locker codes

**W1551DXDOB00** – Clean & Dirty locker, 1800(H),450(W),450(D), silver grey carcass, blue doors, nest 1, 1 door, cam lock

**W1551NXDOB00ST** – Uniform locker, 1800(H),450(W),450(D), silver grey carcass, blue doors, cam lock, nest 1, 1 door, sloping top

## Twin & slim lockers



### Example locker codes

**W11521XDOB11** – Twin locker, 1800(H),225(W),450(D), nest 2, 1 door, silver grey carcass, blue doors, hasp & staple

**W11511XDOB00ST** – Slim locker, 1800(H),225(W),450(D), nest 1, 1 door, silver grey carcass, blue doors, cam lock, sloping top

## Lock codes

Code	Type	Description
00	Type A	Cam lock / deadlock
11	Type B	Hasp & Staple
81	Type H	Coin return
68V	Type L	Digital combination - vertical orientation
68H	Type L	Digital combination - horizontal orientation
73V	Type N	Nimbus RFID - vertical orientation
73H	Type N	Nimbus RFID - horizontal orientation
6P	Type P	Reprogrammable combination
7Q	Type SPR	Multi user scramble - Private
8Q	Type SPU	Multi user scramble – Public

## Carcass colour

Code	Colour
XD	Silver / Grey
SK	Black
NG	White

## Door colour

Code	Colour
AQ	Red
LW	Yellow
NG	White
OB	Blue
SK	Black
WB	Green
XD	Silver / Grey
VT	Ocean
LJ	Jade
UH	Orange
AC	Lilac
SY	Lemon

# Probe

A Trusted **Whittan** Brand

0161 368 4286 | enquiries.lockers@whittan.com | www.probe-manufacturing.co.uk

The information contained in this leaflet was accepted as correct at the date of publication. However, we reserve the right to make any necessary changes, in line with product development and trading conditions. Although all reasonable care has been taken to make it as complete and accurate as possible, no liability can be accepted for any inaccuracies or omissions. E+OE.