

# Reduced Height Lockers

Range of lockers that can be nested or stacked to create multi-compartment storage



## Probe

# Part height lockers

Education lockers have been specifically designed with users in mind, ensuring lockers and compartments are within the height range of the user age group for easy access and reach.

Cube and half height lockers are ideal for key stage 1 with three quarter lockers for key stage 2 ensuring pupils do not stretch or overreach to use them.

## Half height lockers

Low lockers are ideal for nursery, infant and junior schools. Single door locker has a fixed garment hanging rail (except 300mm deep) with two coat hooks.



1 compartment



2 compartment



3 compartment

Height - 896mm*	
Width mm	Depth mm
300	300
300	390
300	450
380	380
380	450
450	450


\* Height rises with sloping top - see page 9

## Three quarter lockers


The three quarter locker fills the gap between standard half height and full height lockers.

Height - 1382mm*	
Width mm	Depth mm
300	300
300	380
300	450
380	380
380	450
450	450


\* Height rises with sloping top - see page 9



1 compartment



2 compartment



3 compartment

**PROBE****FIREZERO**  
Probe Steel Products are fire tested and approved in line with  
European Standard - EN 13501-1: 2007 +A1: 2009

**MEETS BS 4680: 1996**  
excluding size specification

 **MADE IN  
BRITAIN**

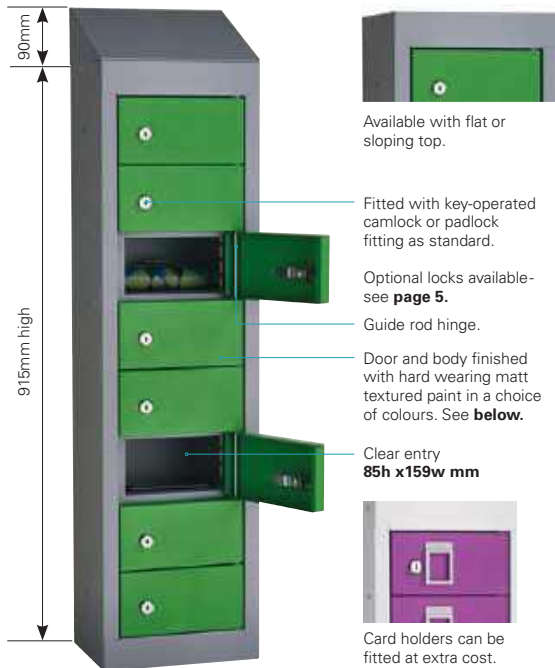
**AC+IVECOAT**

All painted components are protected with a powder coating which incorporates ActiveCoat anti-bacterial technology. ActiveCoat has been tested by an Internationally recognised microbiological testing laboratory for antibacterial performance, against the most widely encountered and problematic organisms including the MRSA Super bug and E-coli. These micro-organisms suffered a 99.9% reduction in population.

# Compact lockers, colours and accessories

For compact storage solutions (for smaller personal items, such as phones or bags); our range of small compartment lockers offer a safe and secure solution and efficiently uses space in workplace environments.

## Personal effects locker



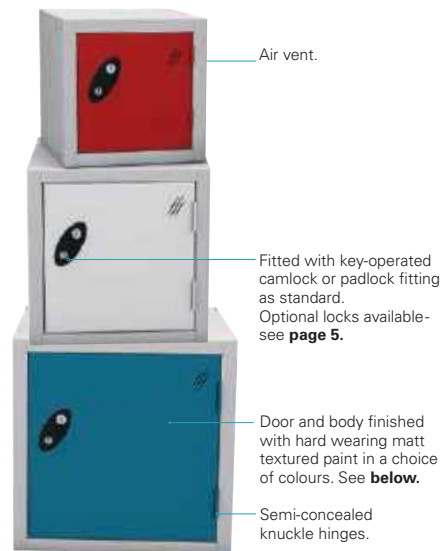
This slim locker offers convenient safe storage of small items like keys, wallets and phones.

Height - 915mm *	
Width mm	Depth mm
250	180

\* Height rises 90mm with sloping top

## Cube stackable lockers

Use these handy lockers as multi-purpose storage units, offered in a range of sizes so you can stack and bolt together to make the perfect small compartment solution.



Each Cube has the same side length.

Height - 300mm	
Width mm	Depth mm
300	300

Height - 380mm	
Width mm	Depth mm
380	380

Height - 450mm	
Width mm	Depth mm
450	450

## Colour Options



ActiveCoat antimicrobial technology is incorporated into all our cupboards at the time of manufacture, offering constant protection against a wide range of bacteria.

### Body colour range

Choice of 3 body colours.



### Standard door colour range

Choice of 7 door colours.



### Autumn door colour range

Choice of 5 door colours.



Please note that due to printing restrictions colours represented may differ from original product. We recommend you request a colour swatch before ordering.

## Accessories



Sloping top height	
Locker depth	Additional height
300	125
380	158
450	187

Sloping tops are essential in hygiene sensitive locations (such as hospitals and the food industry). The slope prevents items and litter being left on locker tops and makes cleaning easier. Sloping Tops have a 22° upward slope from front to back which will add height to your locker. This varies according to the locker depth.



Lockers are often used in areas where floors need frequent cleaning. Locker stands provide maximum floor access raising lockers 150mm off the floor.

# Lock options

\*Included in locker price. Request lock type at time of ordering.



## Type A – Probe cam lock\*

Even the standard lock has a micro sprung 10 disc lock featuring a massive 2000 serial combinations - all exclusive to VWhittan. Two keys are included with each standard lock.



## Type B – Hasp & staple\*

Attractive design allowing easy use of padlock. Transfers responsibility for locking to the user. The user requires a padlock (not supplied) with a shackle diameter of 7mm.



## Type P – Re-programmable combination lock

### User Re-programmable

An effective 4 digit code combination lock with 10,000 possible combinations, making losing keys a thing of the past.

Suitable for multi user applications.

Master override key sold separately.




## Type SPU - Public

## Type SPR - Private


### Public multi-user auto scramble combination lock

Automatically scrambles to 0000 when opened. Has 999 highly secure combinations available - no batteries needed. It has a metal matte black shell and has a master key override (supplied separately) for code finding and lock resetting.



## Type L – Digital combination lock 40,000 combinations

Simple to program battery operated lock which can last up to 50,000 operations before needing changing. Emergency access using service key. Single user supplied as standard but multi-user option is available (specify when ordering)



## Type N – Nimbus RFID lock

The Nimbus RFID digital lock provides contactless locking and is compatible with RFID standards and incorporates a membrane touchpad for ease of programming. The keypad can also be used to override the lock when required.



## Type H (£1) – Dual coin/token return/retain

These locks are available with coin denominations £/€ or tokens, for either return or retain.

# Code structures

## Half height lockers

Prefix	Width mm 2 = 300 3 = 380 5 = 450		Locker Nesting 1, 2, 3	Carcass colour Refer to table	Lock Type Refer to table 1			
W	H	2	2	1	--	--	--	ST
	Height mm H = 896	Depth mm 2 = 300 3 = 380 5 = 450	Doors 1, 2, 3	Door colour Refer to table	Sloping top ST - optional			

### Example locker codes

**WH2211XDOB00** –1800(H),300(W),300(D), silver grey carcass, blue doors, nest 1, 1 door, cam lock

**WH2211XDOB00ST** –1800(H),300(W),300(D), silver grey carcass, blue doors, cam lock, nest 1, 1 door, sloping top

## Three quarter height lockers

Prefix	Width mm 2 = 300 3 = 380 5 = 450		Locker Nesting 1, 2, 3		Carcass colour Refer to table		Lock Type Refer to table 1		
W	C	2	2	1	1	--	--	--	ST
	Height mm C = 1346	Depth mm 2 = 300 3 = 380 5 = 450		Doors 1, 2, 3		Door colour Refer to table		Sloping top ST - optional	

### Example locker codes

**WC2211XDOB00** –1800(H),300(W),300(D), silver grey carcass, blue doors, nest 1, 1 door, cam lock

**WC2211XDOB00ST** –1800(H),300(W),300(D), silver grey carcass, blue doors, cam lock, nest 1, 1 door, sloping top

## Personal effects lockers

Prefix	Depth mm 06 = 180		Locker Nesting 1 = 1		Carcass colour Refer to table		
A	10	06	8	1	---	--	--
Width mm 10 - 250		Doors 4, 8		Lock type & top Refer to lock table 2		Door colour Refer to table	

### Example locker codes

**A100641A01XDOB** –250(W)180(D), 4 door, nest 1, Silver Grey carcass, blue doors, cam lock

**A100641A22XDOB** –250(W)180(D), 4 door, nest 1, Silver Grey carcass, blue doors, hasp & staple lock, sloping top

## Cube lockers

<b>Prefix</b>	<b>Width mm</b> 12 = 300 15 = 380 18 = 450		<b>Lock type &amp; top</b> Refer to lock table 2		<b>Door colour</b> Refer to table	
<b>P</b>	<b>QU</b>	--	--	--	--	--
	<b>Height mm</b> QU = Cube	<b>Depth mm</b> 12 = 300 15 = 380 18 = 450		<b>Carcass colour</b> Refer to table		

### Example locker code

**PQU1212A01XDOB** –300(W)300(D) nest 1, 1 door, cam lock, silver grey carcass, blue door

## Lock codes 1

Code	Type	Description
00	Type A	Cam lock / deadlock
11	Type B	Hasp & Staple
81	Type H	Coin return
68V	Type L	Digital combination - vertical orientation
68H	Type L	Digital combination - horizontal orientation
73V	Type N	Nimbus RFID - vertical orientation
73H	Type N	Nimbus RFID - horizontal orientation
6P	Type P	Reprogrammable combination
7Q	Type SPR	Multi user scramble - Private
8Q	Type SPU	Multi user scramble – Public

## Lock codes 2

Code	Type	Description	Top
A01	Type A	Cam lock / deadlock	Flat
A02	Type B	Hasp & Staple	Flat
A04	Type A	Cam lock / deadlock	Sloping
A22	Type B	Hasp & Staple	Sloping

## Carcass colour

Code	Colour
XD	Silver / Grey
SK	Black
NG	White

## Door colour

Code	Colour
AQ	Red
LW	Yellow
NG	White
OB	Blue
SK	Black
WB	Green
XD	Silver / Grey
VT	Ocean
LJ	Jade
UH	Orange
AC	Lilac
SY	Lemon

**Probe**  
A Trusted **Whittan** Brand

0161 368 4286 | enquiries.lockers@whittan.com | www.probe-manufacturing.co.uk

The information contained in this leaflet was accepted as correct at the date of publication. However, we reserve the right to make any necessary changes, in line with product development and trading conditions. Although all reasonable care has been taken to make it as complete and accurate as possible, no liability can be accepted for any inaccuracies or omissions. E+OE.