

# Large Capacity Lockers

Secure storage solution for bulky uniforms  
and heavy workwear



## Probe

# Large capacity lockers

**Our range of large capacity lockers provide ample space for bulky uniforms, workwear, safety wear, and equipment, preserving their integrity.**

They enhance organisational efficiency by reducing clutter and ensuring easy access, boosting punctuality and productivity. These lockers also offer robust security, protecting valuable items from theft.

Ventilated designs help keep workwear dry and odour-free. Overall, large capacity lockers are essential for organised, secure, and hygienic storage in workplaces requiring bulky workwear.



**MEETS BS 4680: 1996**  
excluding size specification

**PROBE FIRE ZERO**  
Probe Steel Products are fire tested and approved in line with  
European Standard - EN 13501-1: 2007 +A1: 2009

**ACTIVECOAT**

All painted components are protected with a powder coating which incorporates ActiveCoat anti-bacterial technology. ActiveCoat has been tested by an Internationally recognised microbiological testing laboratory for antibacterial performance, against the most widely encountered and problematic organisms including the MRSA Super bug and E-coli. These micro-organisms suffered a 99.9% reduction in population.

## Important note regarding locker installations

Wherever possible lockers should be secured to ensure stability. Single lockers should ideally be fixed back to a wall. Runs of lockers should be fixed together side-to-side and either fixed back to a wall or fixed back-to-back to another run of lockers.

# The range



**Police locker**

Designed specifically to accommodate personal body armour and features a top shelf with a heavy duty hanging rail.

| Height - 1800mm |          |
|-----------------|----------|
| Width mm        | Depth mm |
| 450             | 600      |
| 600             | 600      |



**Hi-capacity locker**

Extra wide locker for storing bulky clothing and work wear. Fixed shelves ensure separation of item stored.

| Height - 1800mm |          |
|-----------------|----------|
| Width mm        | Depth mm |
| 600             | 450      |



**Crew locker - 2 compartment**

Large volume locker designed to accommodate workwear. Heavy duty hanging rail easily accommodates bulky wet weather clothing.

| Height - 1800mm |          |
|-----------------|----------|
| Width mm        | Depth mm |
| 600             | 600      |



**Crew locker - 4 compartment**

Large capacity locker designed to accommodate uniforms and plain clothes in one secure locker. Divided into four compartments to ensure separation of clothing.

| Height - 1800mm |          |
|-----------------|----------|
| Width mm        | Depth mm |
| 600             | 600      |

# Lock options & accessories

\*Included in locker price. Request lock type at time of ordering.



## Type A – Probe cam lock\*

Even the standard lock has a micro sprung 10 disc lock featuring a massive 2000 serial combinations - all exclusive to Whittan. Two keys are included with each standard lock.



## Type B – Hasp & staple\*

Attractive design allowing easy use of padlock. Transfers responsibility for locking to the user. The user requires a padlock (not supplied) with a shackle diameter of 7mm.



## Type P – Re-programmable combination lock

### User Re-programmable

An effective 4 digit code combination lock with 10,000 possible combinations, making losing keys a thing of the past.

Suitable for multi user applications.

Master override key sold separately.




## Type SPU - Public

## Type SPR - Private


### Public multi-user auto scramble combination lock

Automatically scrambles to 0000 when opened. Has 999 highly secure combinations available - no batteries needed. It has a metal matte black shell and has a master key override (supplied separately) for code finding and lock resetting.



## Type L – Digital combination lock 40,000 combinations

Simple to program battery operated lock which can last up to 50,000 operations before needing changing. Emergency access using service key. Single user supplied as standard but multi-user option is available (specify when ordering)



## Type N – Nimbus RFID lock

The Nimbus RFID digital lock provides contactless locking and is compatible with RFID standards and incorporates a membrane touchpad for ease of programming. The keypad can also be used to override the lock when required.



## Type H (£1) – Dual coin/token return/retain

These locks are available with coin denominations £/€ or tokens, for either return or retain.

# Accessories



| Sloping top height |                   |
|--------------------|-------------------|
| Locker depth       | Additional height |
| 450                | 187               |
| 600                | 240               |

Sloping tops are essential in hygiene sensitive locations (such as hospitals and the food industry). The slope prevents items and litter being left on locker tops and makes cleaning easier. Sloping Tops have a 22° upward slope from front to back which will add height to your locker. This varies according to the locker depth.



Lockers are often used in areas where floors need frequent cleaning. Locker stands provide maximum floor access raising lockers 150mm off the floor.



Two hardwood slats and metal framework form a bench seat in front of the locker, allowing full access to the locker. Units are 400mm high and come complete with adjustable feet.

# Colours and code structures



ActiveCoat antimicrobial technology is incorporated into all our cupboards at the time of manufacture, offering constant protection against a wide range of bacteria.

## Body colour range

Choice of 3 body colours.



## Standard door colour range

Choice of 7 door colours.



## Autumn door colour range

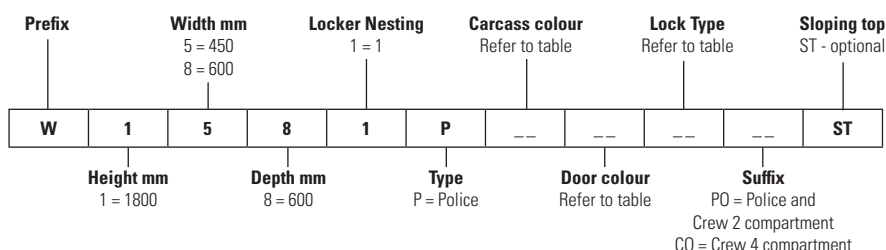
Choice of 5 door colours.



Please note that due to printing restrictions colours represented may differ from original product. We recommend you request a colour swatch before ordering.

# Code structures

## Police & crew lockers



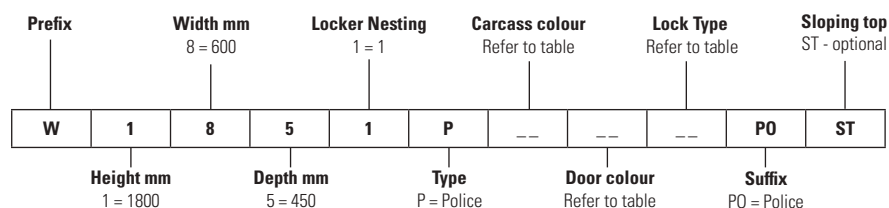
### Example locker codes

**W1581PXDOB00P0** – Police locker, 1800(H),450(W),600(D), silver grey carcass, blue doors, nest 1, 1 door, cam lock

**W1881PNXDOB00P0** – Crew 2 cmp. locker, 1800(H),600(W),600(D), silver grey carcass, blue doors, nest 1, 1 door, cam lock

**W1881PNXDOB00C0ST** – Crew 4 cmp. Locker, 1800(H),600(W),600(D), silver grey carcass, blue doors, cam lock, nest 1, 1 door, sloping top

## Hi-capacity locker



### Example locker codes

**W1851PNXDOB00P0** – Hi Capacity locker, 1800(H),600(W),450(D), silver grey carcass, blue doors, nest 1, 1 door, cam lock

**W1851PNXDOB00P0ST** – Hi Capacity locker, 1800(H),600(W),450(D), silver grey carcass, blue doors, cam lock, nest 1, 1 door, sloping top

## Lock codes

| Code | Type     | Description                                  |
|------|----------|--|
| 00   | Type A   | Cam lock / deadlock                          |
| 11   | Type B   | Hasp & Staple                                |
| 81   | Type H   | Coin return                                  |
| 68V  | Type L   | Digital combination - vertical orientation   |
| 68H  | Type L   | Digital combination - horizontal orientation |
| 73V  | Type N   | Nimbus RFID - vertical orientation           |
| 73H  | Type N   | Nimbus RFID - horizontal orientation         |
| 6P   | Type P   | Reprogrammable combination                   |
| 7Q   | Type SPR | Multi user scramble - Private                |
| 8Q   | Type SPU | Multi user scramble - Public                 |

## Carcass colour

| Code | Colour        |
|------|---------------|
| XD   | Silver / Grey |
| SK   | Black         |
| NG   | White         |

## Door colour

| Code | Colour        |
|------|---------------|
| AQ   | Red           |
| LW   | Yellow        |
| NG   | White         |
| OB   | Blue          |
| SK   | Black         |
| WB   | Green         |
| XD   | Silver / Grey |
| VT   | Ocean         |
| LJ   | Jade          |
| UH   | Orange        |
| AC   | Lilac         |
| SY   | Lemon         |

# Probe

A Trusted **Whittan** Brand

0161 368 4286 | enquiries.lockers@whittan.com | www.probe-manufacturing.co.uk

The information contained in this leaflet was accepted as correct at the date of publication. However, we reserve the right to make any necessary changes, in line with product development and trading conditions. Although all reasonable care has been taken to make it as complete and accurate as possible, no liability can be accepted for any inaccuracies or omissions. E+OE.